

SPECIFICATIONS GUIDE

COMBO LOCKERS

Available in either a 1 door, 2 door, 3 door, 4 door or Z door with seating or shoe box options.

Lockers can be custom designed to suit specifications.

Overall Height: 1910mm high overall with 465mm seat.

Locker Height: 1450mm high overall.

Bench Seat Height: 460mm high overall.

Overall Width: 300mm or 400mm in width.

Overall Depth: 800mm deep including the seat.

Locker Depth: 500mm deep.

Overall Seat Depth: 300mm deep from face of locker.

Locker Carcass: Available in either 16mm MR melamine or 16mm PVC rigid board.

Locker Doors: Available in either 13mm compact laminate or 18mm MR Board.

Internal of Locker:

Includes shelf and hanging rail, pending on the design.

Locker Seat:

Available in only 13mm compact laminate.

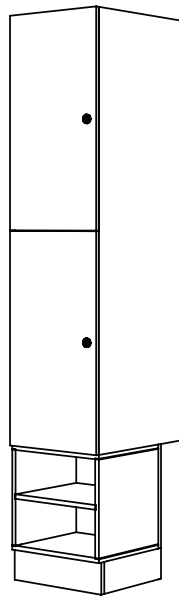
Locker Locks:

Range of options from standard key lock, digital lock, pad lock, coin operated or Mifare.

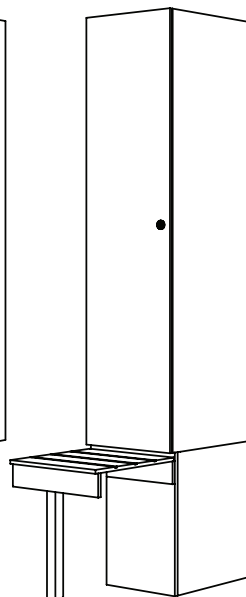
Accessories:

Internal mirrors, docking stations, ironing boards, and LED lighting.

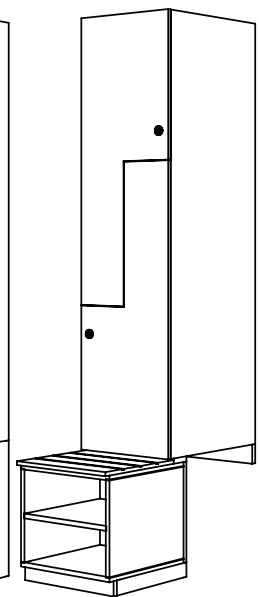
LOCKERS WITH SHOE BOX



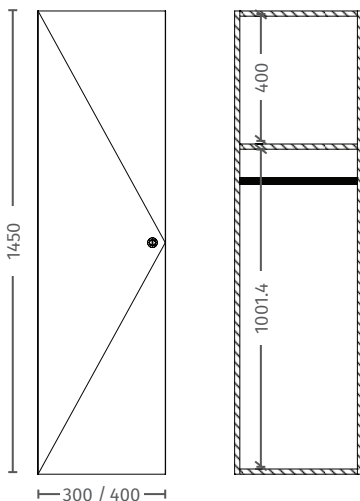
LOCKERS WITH SEATING



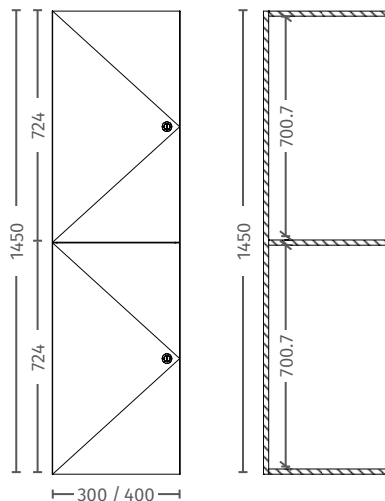
LOCKERS WITH SHOE BOX & SEATING



1 DOOR LOCKER



2 DOOR LOCKER



Z DOOR LOCKER

