

SPECIFICATIONS GUIDE

STANDARD WALL SEATING

Seating only available in 13mm compact laminate.

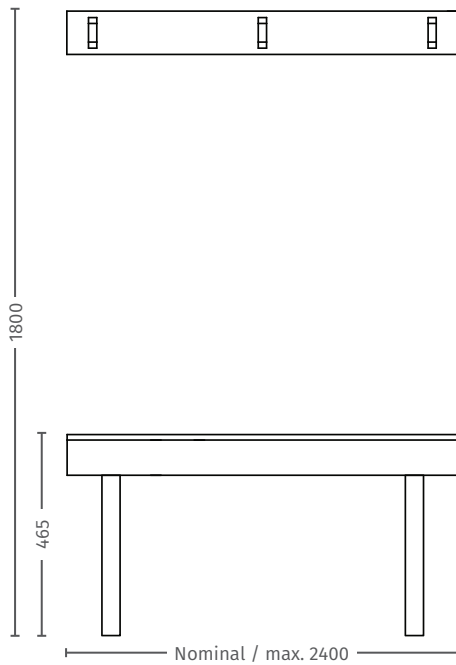
Overall Height: 465mm high overall. Can be adjusted for uneven floors.

Overall Width: Available in any size.


Overall Depth: 420mm deep overall.

Bench Seat Frame: Anodised aluminium frame with stainless steel fixings.

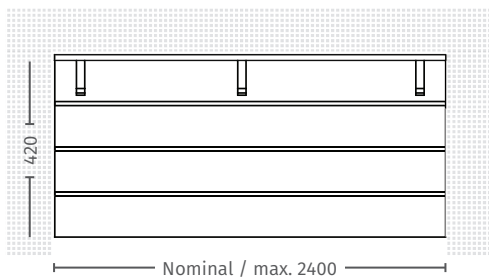
FRONT VIEW



SIDE VIEW



TOP VIEW



SPECIFICATIONS GUIDE

WALL SEATING - WITH ANGLE BRACKETS

Seating only available in 13mm compact laminate.

Overall Height: 465mm high overall.

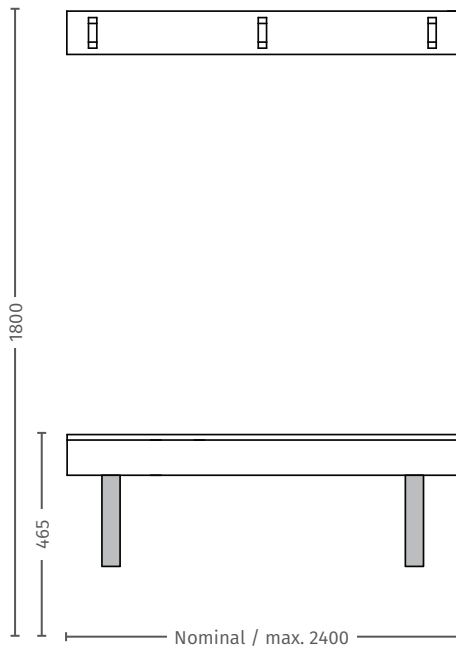
Overall Width: Available in any size.

Overall Depth: 420mm deep overall.

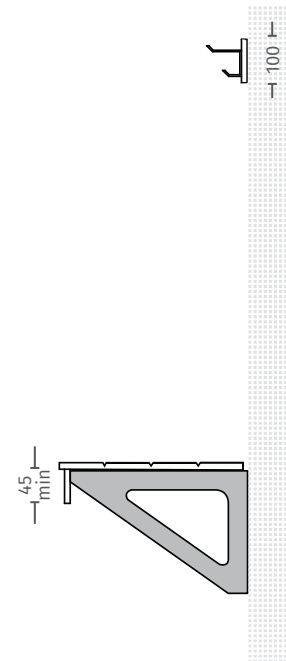
Bench Seat Frame: Seat top 420mm wide with V groove.

Colour Options: Galvanised / Black powder coated.

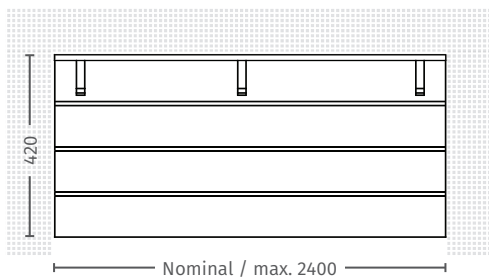
FRONT VIEW



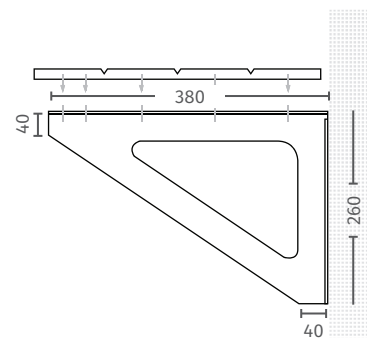
SIDE VIEW



TOP VIEW



BRACKET DETAIL



SPECIFICATIONS GUIDE

ISLAND BENCH SEATING

Seating only available in 13mm compact laminate.

Overall Height: 1770mm high overall.

Overall Seat Height: 465mm high overall.

Can be adjusted for uneven floors.

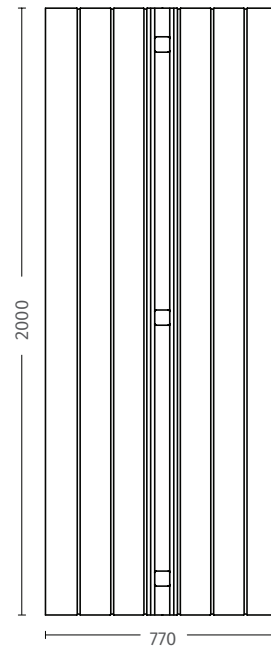
Overall Depth: 770mm deep overall.

Back Rest: 300mm high back rest,
200mm above seat height.

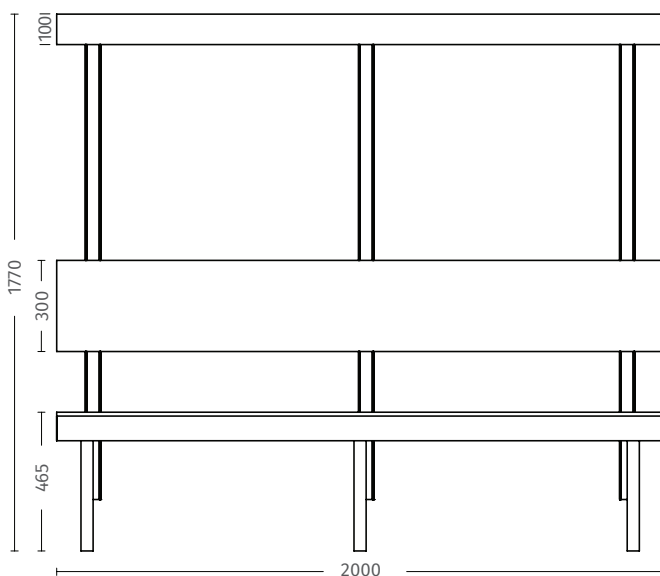
Coat Hook Rail: 100mm high coat hook rail,
coat hooks spaced at 350mm centers.

Bench Seat Frame: Anodised aluminium frame
with stainless steel fixings.

TOP VIEW



FRONT VIEW



SIDE VIEW

